

EDGE
LED LIGHTING



UVC Sterilization Bag

Portable 270-280 nm & 395-405 nm Ultraviolet Disinfection
Kills Viruses, Bacteria, Fungi & More

UVC Sterilization Bag



$\geq 18,000 \mu\text{W}/\text{cm}^2$
(UV Radiation Intensity)



*Does not activate when lid is open.

Disinfect in 5 min



The Centers for Disease Control and Prevention (CDC) recommends a UV lamp intensity of at the center of the work area to ensure surface decontamination.

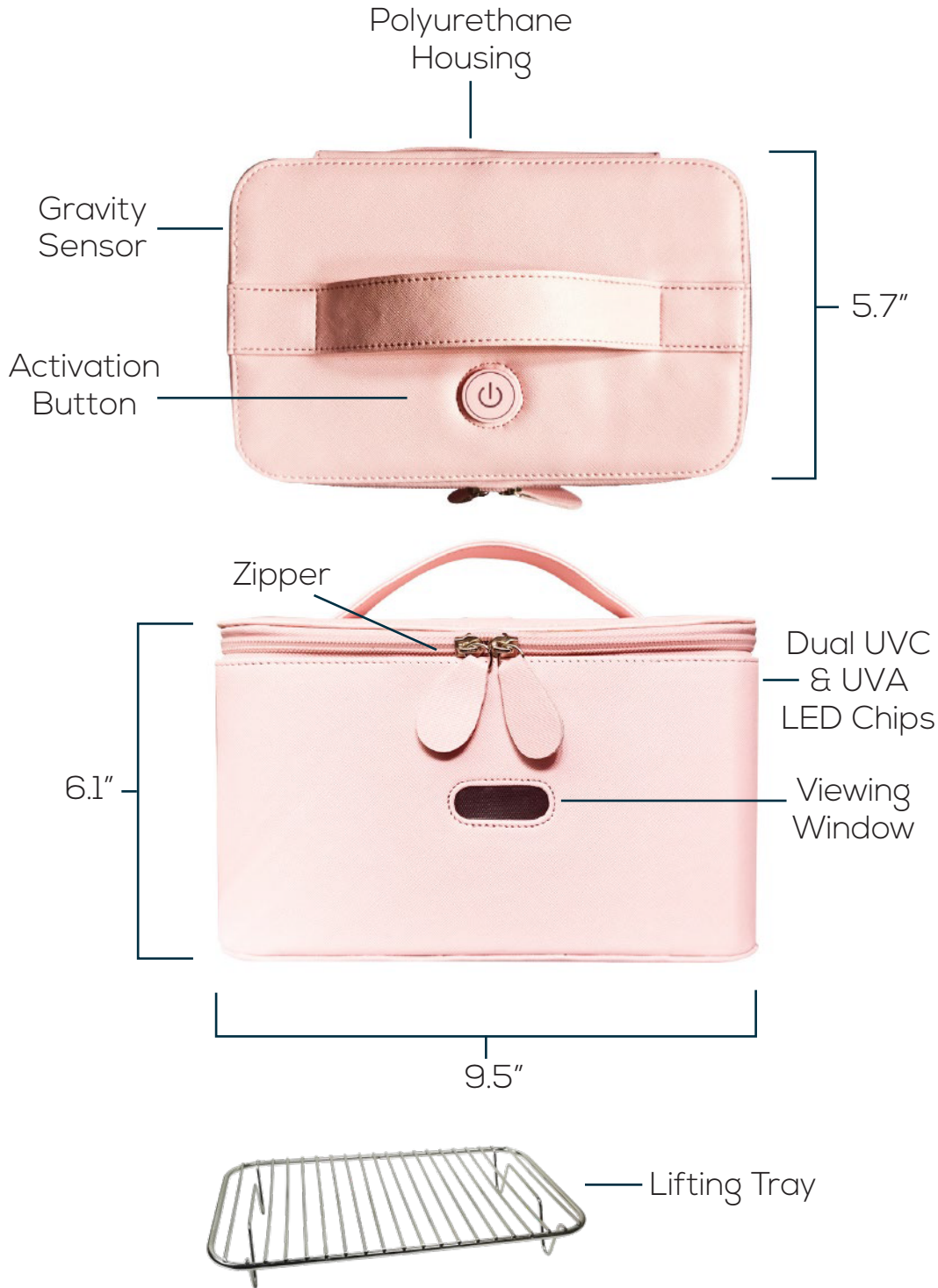
$40 \mu\text{W}/\text{cm}^2$

esgLED.com

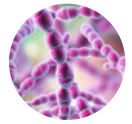
☎ 317-548-5355

✉ contact@esgled.com

UVC Sterilization Bag



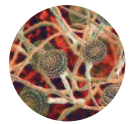
UVC Kills



Viruses



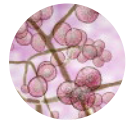
Bacteria



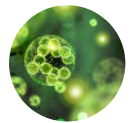
Fungi



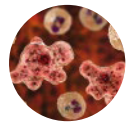
Mold



Yeast



Algae



Amoebas



Allergens

FEATURES

1. Clinically proven to eliminate 99.9% of all viruses, bacteria, fungi, mold, yeast, algae, amoebas, and other germs and allergens within seconds of 270-280 nm UVC exposure.
2. Simple one-button operation disinfects any object that fits inside within 5 minutes.
3. A gravity sensor deactivates the light if the lid is opened or the bag shaken.
4. The LED chips are dual UVC & UVA to sterilize with a power 20X greater than the sun.
5. Contact-free disinfection reduces the chance of human error and cross-contamination.
6. Hypoallergenic sanitizing does not leave irritants or toxic chemicals behind.
7. Reduces the need to buy and handle corrosive cleaners. (Does not replace soap/water)

SPECIFICATIONS

Model:	UV C Sterilization Bag
Size:	9.5"(L) x 6.1"(W) x 5.7"(D) 1.7 lbs
Power:	8 W
Voltage:	DC5V 1A
UV Strength:	$\geq 18,000 \mu\text{W}/\text{cm}^2$
UV Wavelength:	270-280 nm & 405 nm (UVA)
UVC Lamp:	6 LED Chips
Bonus Features:	UV A Light, Gravity Sensor
LED Lifespan:	$\geq 10,000$ hours
Sterilization Time:	5 Minutes
Included:	Tray, USB Power Cord



TIPS & SAFETY

- To maximize effectiveness, ensure the objects to be disinfected are uncovered
- Place objects unstacked on the tray
- Take care to avoid direct or prolonged exposure of UVC to skin and eyes
- Keep out of reach of children and pets
- Be sure to close the zipper before use
- Can be used on food, tests have not shown any loss in quality or nutrition
- Do not dismantle the circuit board
- Do not put antiques or art inside, can mimic effects of sun bleaching
- Do not soak in liquid (small drops are fine)

INSTRUCTIONS

Plug the device into a USB outlet and set it on a level surface. Put the holding tray inside and place your objects on the tray side by side and not stacked on top of one another.

Manual Operation:

1. Once the bag is sealed press the "Power" button.
2. Wait for 5 minutes for disinfection to finish.
3. When the "Power" button light turns off, the cycle is complete.
4. If the bag is shaken or the lid opened prematurely, simply start over.

Gravity Sensor: During disinfection, when the device is shaken or the lid is opened the LED chips will immediately deactivate to prevent accidental exposure to the high-intensity light. To activate the light again press the power button once more. The sensor cannot detect whether the lid is closed or not, so care should be taken to always seal the zipper before activation.